
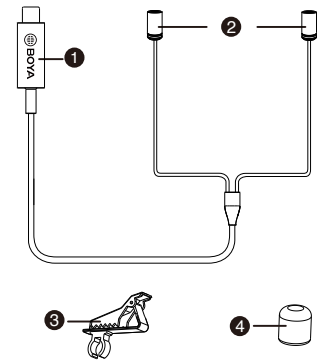

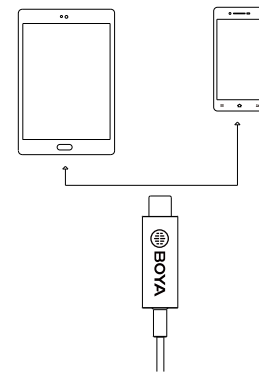


	1		2
品牌	BOYA	长丰型号	BY-M3D

7			8	
修改名称	版本	变更内容	变更日期	变更担当
BY-M3D说明书	V05	内容更新	2020-10-15	吴蒙蒙

<div><p><b>BY-M3D</b> Digital Dual Lavalier Microphones 数字型双领夹麦克风 Instruction Manual 说明书</p></div>	<div><h3>Instruction</h3><p>Designed for recording interviews, the BOYA BY-M3D is a digital USB Type-C microphone and comprised of two well-received omnidirectional condenser lavalier microphones, which is specially designed for Android devices and others devices with Type-C connector, such as iPad Pro, Mac PC.</p><p>With 16 bits/48KHz resolution and each microphone recording to a separte channel features, it's ideal for presentations, podcasts, webcasts, or any situation where one or two subjects needs to be recorded.</p><p>The package includes tie clips allow for hands-free operation while the windscreens help ensure quiet, professional-quality recordings.</p></div>	<div><h3>Components</h3><p>① USB Type-C connector ② Microphone ③ Clothing clip ④ Foam windscreen</p></div>	<div><div></div><p><b>NOTE:</b> Not all Android applications can support USB external microphone when you take video, and you may need to download a third-party application to use this feature.</p></div> <div><h3>Package contents</h3><ul style="list-style-type: none"><li>• BY-M3D dual lapel microphone</li><li>• Foam windscreen</li><li>• Clothing clip</li><li>• Velcro</li><li>• Carrying pouch</li><li>• User manual</li></ul></div>	<div><h3>How to use BY-M3D with the mobile devices</h3><p><b>1. Connect BY-M3D to your mobile devices</b></p></div>
1		2	3	4

2. Mounting the microphone to your Clothing

- Attach the microphone to the front of your clothing with the clothing clip, about 20cm (8 inches) from your face.

- 1) Attach the microphone upside down to reduce excessive breath noises and tonal inconsistencies due to head movements.
- 2) It is recommended that you use the foam wind screen at all times to avoid wind noise, even when recording inside.

3. Turn on the video / audio application and start the recording

Features:

- Dual-lapel design, allows 2 people to use at the same time
- Omnidirectional polar pattern
- Compatible with most of USB Type-C devices
- 6 meters long cable, comfortably adapter to various environments
- 16 bits/48KHz digital resolution
- Low handing noise
- Each mic routes to left channel and right channel
- Powered by Type-C devices

Specifications:

Connector:	Type-C (USB-IF certified)
Sensitivity:	-40+/-3dB (0dB=1V/Pa,at 1KHz)
Polar Pattern:	Omnidirectional
Signal to Noise Ratio:	76dB or more
Bit Rate:	16Bit
Sampling Rates:	48 kHz
Frequency Response:	50Hz-20kHz
Power Requirement:	Via Type-C devices
Cable Length:	6m (19.7')
Weight:	78.5g (2.8oz)

感谢您选择BOYA!

BOYA BY-M3D是一款数字型USB Type-C麦克风，双咪头全向型电容式领夹麦，专为Android设备和其他带Type-C接口的设备设计，如iPad Pro, Mac电脑, PC等。16位/48千赫的采样率，每个麦克风记录到一个单独的频道功能非常适合演讲、播客、网络广播或任何需要记录一个或两个收音主体的情况。包装配置领夹领和防风棉，有助于释放双手和抵抗风噪声，录制专业高质量的声音。

产品清单

- BY-M3D领夹麦
- 防风棉
- 领夹
- 魔术贴
- 束口袋
- 用户手册

产品结构

- ① USB Type-c接口
- ② 麦克风
- ③ 衣领夹
- ④ 防风棉

注意:

并不是所有的安卓机都支持USB外接麦克风，你可能需要下载第三方应用程序才能使用这个功能。

如何使用BY-M3D?

1. 将BY-M3D连接到你的移动设备

2. 领夹安装方法

- 将麦克风固定在衣服前面与衣服夹，距离你的脸20厘米处。
- 1)将麦克风倒置安装，以避免衣服摩擦或呼吸噪音。
- 2)建议在随时佩戴防风棉，以避免风噪声，即使在室内进行录制。

3. 打开音频/摄影app，并开始录制。

特征

- 双咪头设计，收录两个人的声音
- 全向型领夹麦
- 适用于大部分的USB Type-C 设备
- 6米线长
- 16bits/48kHz采样率
- 减少手持噪音
- 双咪头录音分别输出左右声轨
- USB Type-C 设备供电

参数

接口类型	Type-C (USB-IF认证)
灵敏度	-40+/-3dB (0dB=1V/Pa,at 1KHz)
拾音模式	全向型
信噪比	>76dB
比特率	16Bit
采样率	48 kHz
频率响应	50Hz-20kHz
电源要求	Type-C设备供电
重量	6m (19.7')
长度	78.5g (2.8oz)

www.boyamicro.com

SHENZHEN JIAYZ PHOTO INDUSTRIAL., LTD.

The BOYA logo is a trademark which is registered and owned by Shenzhen Jiayz Photo Industrial., Ltd.  
COPY RIGHT 2010-2020

深圳市长丰影像器材有限公司  
地址:广东省深圳市龙华区观澜街道大富社区硅谷动力智能终端产业园A16栋  
TEL: 400 6131096  
Email: sales@boyamicro.com  
www.boyamicro.com / www.jiayz.com

- 技术要求:
- 1、表面无色差
  - 2、无正负公差
  - 3、包装标注尺寸为内尺寸



JIAYZ长丰 深圳市长丰影像器材有限公司					
子件名称	BY-M3D说明书		版本	V05	
子件编号	1F0300300186	材质	105g双铜纸 双面印刷 5折页		
尺寸	70x100	比例	1:1	单位	mm
设计/日期	吴蒙蒙 2020-10-15	审核	暂无	核准/日期	赵宏亮