



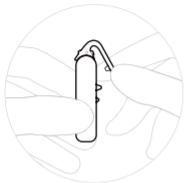
## **LARK MAX 2**

4 Mic & 1 RX  
Quick Guide





## Wearing Method

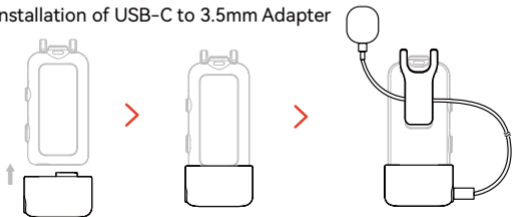


## Accessory Installation

### Installation of Magnetic Accessories



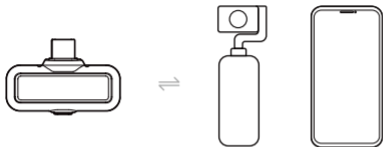
### Installation of USB-C to 3.5mm Adapter



\*Secure the adapter cable inside the Mic back clip to prevent it against being accidentally pulled out.

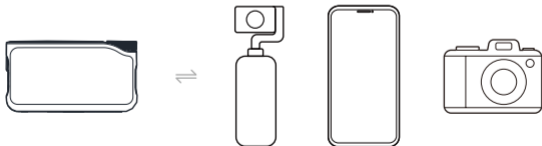
## Device Compatibility

USB-C RX can connect to mobile phones and action cameras.



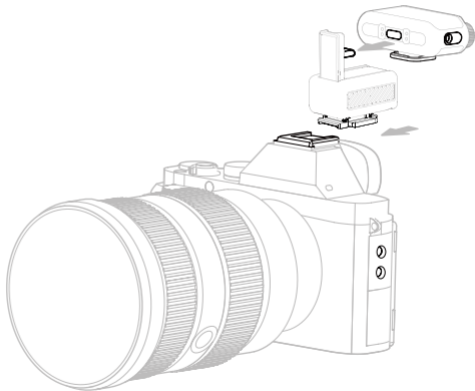
---

Camera RX can connect to mobile phones, cameras, and action cameras.



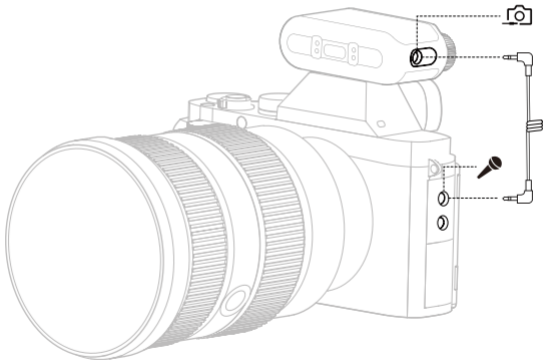
## Camera Connection Method 1

Connect to the camera using a hot shoe accessory (sold separately).



## Camera Connection Method 2

Connect the camera using a cable.



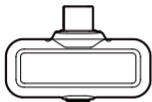
## Connection Methods for Phones and Action Cameras




\*The camera RX connects to the above devices via a USB-C to USB-C cable.

## 4 Mic & 1 RX Connection

USB-C RX and camera RX can each pair with up to 4 microphones simultaneously.



USB-C RX



Camera RX



Mic 1



Mic 2



Mic 3



Mic 4

\* Wireless monitoring is unavailable in 4 Mic & 1 RX mode.

## Recommended Settings

1



The value "+16" indicates the current camera RX output gain level.

2



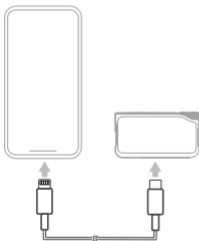
OUT: Camera Output Volume.  
IN: Camera Recording Volume .



\*Manually adjusting the camera RX output gain will override the Recommended Settings.

## Time Synchronization

1. Connect the camera RX to your phone using a USB-C to USB-C or USB-C to Lightning cable.
2. Launch the LarkSound app on your phone. Once the interface loads, the camera RX will auto-update the local real-time clock.



Phone Connection



Time Synchronization

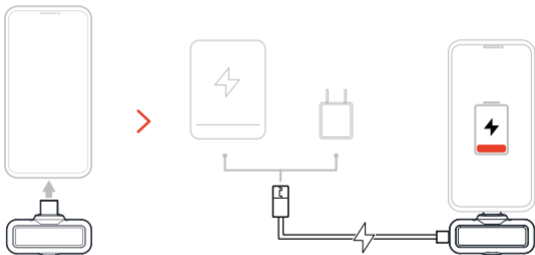
---

## 32-bit Full-Chain Recording

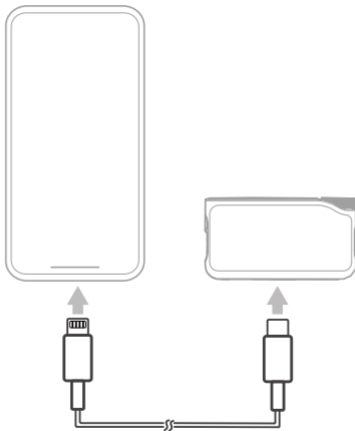
---

1. Compatible only with 32-bit recording devices via USB-C connection.
2. When recording with editing software, set sampling depth to 32-bit float.
3. No sampling depth configuration required when using device's native recording app.

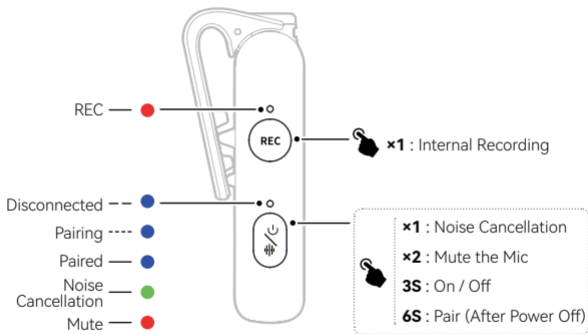
## Using with Phone (USB-C)



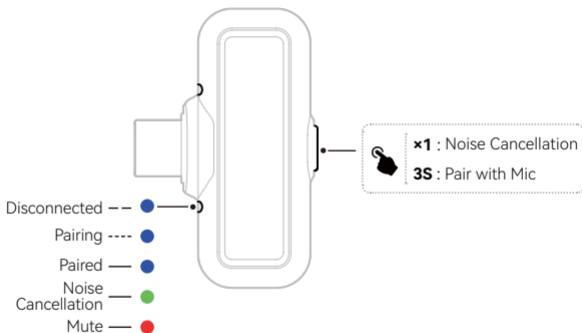
## Using with Phone (Lightning)



\* Compatible with iPhone 14 series and earlier models only.



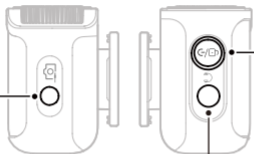
## USB-C Receiver (RX)



## Camera Receiver (RX)



3.5mm TRS  
Output Jack



- ×1** : Unlock / Lock the Screen
- ×2** : Mute the Mic
- 3S** : On / Off
- 6S** : Pair with Mic



3.5mm TRS  
Headphone Jack



**×1** : Enter the Menu



**×1** : Back

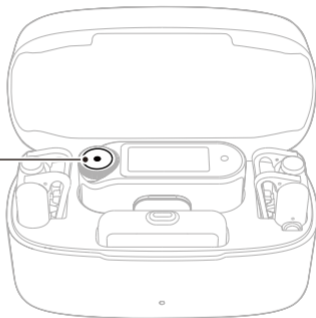


## Charging Case



Enter Bluetooth Mode

Place all devices in case to enable Bluetooth Mode.



\*Connect to LarkSound App in Bluetooth Mode.

## App Information

### LarkSound

The LarkSound app is available for download on Xiaomi, Huawei, and Apple App Stores. You can also scan the QR code below to download the app.



The LarkSound app is a perfect match for Hollyland wireless microphones. With the app, you'll have access to a range of smart features, such as parameter configurations and firmware updates, that work together seamlessly to enhance your microphone performance.



Requires iOS 12.0 or above



Requires Android 8.0 or above



App

## Support

If you encounter any problems in using the product or need any help, please contact Hollyland Support Team via the following ways:



Hollyland User Group



HollylandTech



HollylandTech



support@hollyland.com



HollylandTech



www.hollyland.com

### Statement:

All copyrights belong to Shenzhen Hollyland Technology Co., Ltd. Without the written approval of Shenzhen Hollyland Technology Co., Ltd., no organization or individual may copy or reproduce part or all of any written or illustrative content and disseminate it in any form.

### Trademark Statement:

All the trademarks are owned by Shenzhen Hollyland Technology Co., Ltd.

**Note:** Due to product version upgrades or other reasons, this Quick Guide will be updated from time to time. Unless otherwise agreed, this document is provided as a guide for use only. All representations, information, and recommendations in this document do not constitute warranties of any kind, express, or implied.





# **HOLLYVIEW**

Powered by Hollyland

**Shenzhen Hollyland Technology Co., Ltd.**

---

8F, 5D Building, Skyworth Innovation Valley,  
Tangtou Road, Shiyan Street, Baoan District, Shenzhen, 518108, China

**Made in China**

P/N : 3003080753