


User Guide

Twist 60

For more languages please
visit [// lensba.by/lensbabyUG](http://lensbaby.by/lensbabyUG)

3



- Adjust aperture
- 調整光圈
- 絞りを調節します。
- 조리개를 조절하십시오.

1



- Lensbaby's Twist 60 lens is a manual focus lens. Adjust your camera's diopter for your eyesight to ensure that what looks sharp through the lens is sharp in your photo. For instructions, consult your camera's manual or visit lensbaby.com/diopter
- Lensbaby의 全周Twist60为手动对焦镜头。根据您的视力调整相机屈光度,从而确保透过镜头看起来锐化的景象在相片中也锐化显示。如需说明,请参阅相机手册或造访 lensbaby.com/diopter
- Lensbaby Twist 60はマニュアルフォーカスレンズです。あらかじめカメラの視度調整をご自身の視力に合わせてセットし、ピントを確認できるようにしてからお使いください。詳細については、お使いのカメラの使用説明書をご覧ください。あるいは、lensbaby.com/diopter でご確認ください。
- Lensbaby의 Twist 60렌즈는 수동 초점 렌즈입니다. 렌즈를 통해 선명하게 보이는 모습 그대로 사진에서도 선명하게 보이도록 사용자의 시력에 맞춰 디옵터를 조절하십시오. 자세한 내용은 카메라 사용 설명서를 참조하거나 lensbaby.com/diopter 를 방문하십시오.


2



- Set camera mode. Adjust camera menu settings to shoot or release without lens.
- 設定相機模式。调节相机选项单设定值为无镜头拍摄或无镜头快门释放。
- カメラ モードを設定します。撮影またはレンズなし取り外しには、カメラ メニューの設定を調整します。
- 카메라 모드를 설정하십시오. 촬영하거나 '렌즈 없이 릴리스'하려면, 카메라 메뉴 설정을 조정하십시오.



lensbaby twist 60
© stephanie defranco



lensbaby twist 60
© louise zabriskie

f/2.5



lensbaby twist 60
© kerri friedman

4

- Aperture determines the size of your area of focus and the amount of swirl in the blur. For the most dramatic effect, start at aperture setting f/2.5.
- 光圈可決定焦距區域的大小和模糊中的螺旋效果。若要獲得最強烈的效果，請從光圈設定 f/2.5 開始
- 開口部は、焦点の範囲の大きさと不鮮明のスワールの量を決定します。最も劇的な効果のためには、開口部設定を少なくともf/2.5にしてください。
- 조리개의 수치는 초점 범위와 초점 밖의 흐릿한 배경 효과를 결정합니다. 드라마틱한 효과를 극대화하려면 조리개 수치를 f/2.5 이상으로 설정하십시오.

f/8



lensbaby twist 60
© kerri friedman



lensbaby twist 60
© stephanie defranco


Contact us at:
customerhappiness@lensbaby.com
facebook.com/lensbaby

U.S.A & Canada Returns:
lensbaby.com/returns

- Please refer to the web link below for your country's warranty:
- 請參考以下為您所在國家的保修的網頁鏈接
- 日本国内での保証は付属の保証書をご確認ください。
- 국가별 보증은 아래 웹 링크를 참조해 주십시오.

lensbaby.com/warranty

©2019 Lensbaby. All rights reserved. Lensbaby, the Lensbaby logo, and other Lensbaby marks are owned by Lensbaby and may be registered. All other trademarks are the property of their respective owners. v.0319 #7315



lensbaby twist 60
© theresa sujata senti