


	1		2
品牌		长丰型号	


	7		8
修改名称	版本	变更内容	变更日期



BY-GM18C

Desktop Cardioid Gooseneck Microphone

鹅颈桌面心形麦克风



User Manual
用户手册

Introduction

Thanks for choosing BOYA!

BOYA BY-GM18C is a cardioid condenser gooseneck microphone. It's an ideal choice for lectures, conferences and meetings. With excellent cardioid polar pattern, the BY-GM18C can clearly capture the voice in front of the mic, designed to provide clear and intelligible speech reproduction for lectures, video conferences, meetings, and more.

The BY-GM18C's shaft features upper and lower gooseneck sections that enable you to precisely position the capsule in front of the speaker for optimal sound. The mode switch at the bottom of the mic base allows you to switch freely in four modes: ON/OFF, MUTE, TALK and ON. Talk/Mute status is clearly indicated by the LED indicator on the mic base. The BY-GM18C can be powered by 48V Phantom power.

Package Contents

- 18" Gooseneck Microphone
- Microphone Base
- User Manual
- Warranty Card

Safety Instructions

- Please read this user manual carefully and completely before using the product, and keep it for future reference.
- Warning: improper installation could irreparably damage the unit.
- Place the unit in a location protected from weather and far from water and moisture.
- Keep all liquids away from the product. Liquids entering the product can short-circuit the electronics or damage the mechanics.
- Don't place this unit close to heat sources (radiators, spotlights, etc.)

Introduction

1. Cardioid microphone capsule
2. 18" dual-section gooseneck
3. XLR male connector
4. PUSH button
5. XLR female connector
6. Talk/Mute
7. LED Indicator

Mode	Indicator
Mute ON	Solid red light
Mute OFF	Solid green light

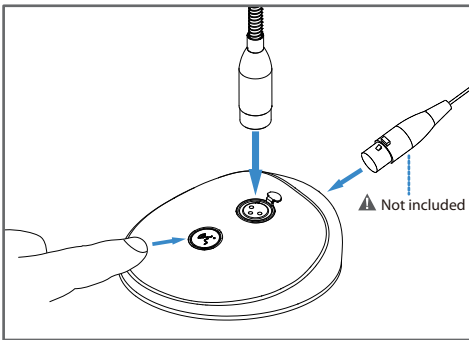
8. Mode switch

- 1) ON/OFF
- 2) MUTE
- 3) TALK
- 4) ON

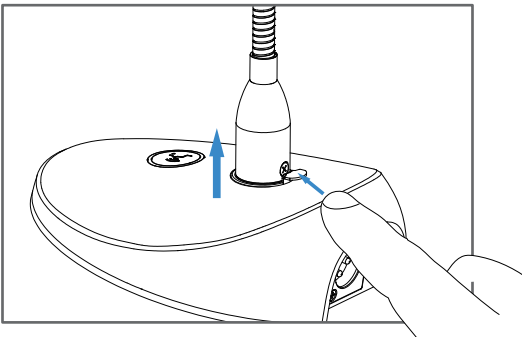
9. Foam windscreen

Operation Guide

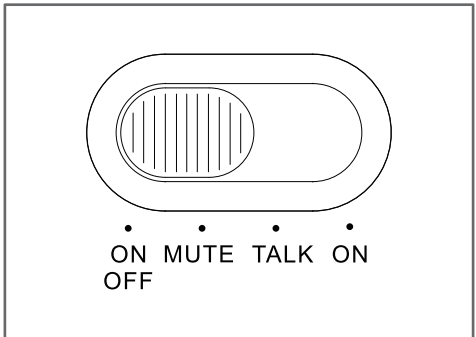
1. Insert the gooseneck connector into microphone base surface XLR connector as shown.
2. Connect microphone base to an external unit (mixer, amplifier, etc).



NOTE: Please press PUSH button to remove.



3. Set the mode switch



- 1) ON/OFF mode
Default: mute on (Solid red light)
Press the "⊗" button to activate the microphone; the indicator will turn green.
- 2) MUTE mode
Default: microphone on (Solid green light)
Press and hold the "⊗" button to mute the microphone; the indicator will turn red.
Release the "⊗" button to return to the default state.
- 3) TALK mode
Default: mute on (Solid red light)
Press and hold the "⊗" button to activate the microphone; the indicator will turn green.
Release the "⊗" button to return to the default state.
- 4) ON mode
Mic is always on (Solid green light); the "⊗" button is disabled.

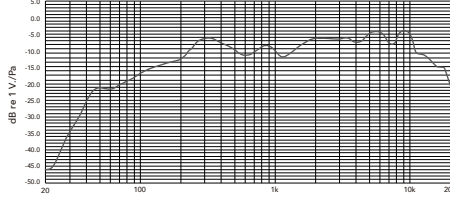
Features:

- High quality 18" cardioid condenser gooseneck microphone
- Ideal for lectures, video conferences, meetings, etc
- Deliver clear and intelligible sound
- (ON/OFF)/MUTE/TALK/ON mode switch
- Flexible dual-section gooseneck enables ease of use and positioning
- Built-in LED indicator shows Talk/Mute status at any time
- Powered by 48V phantom power
- Foam windscreen included

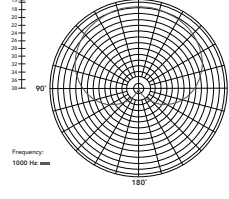
Specifications:

Acoustic Principle	Condenser
Polar Pattern	Cardioid
Frequency Response	50 ~ 16,000 Hz
Sensitivity	-35±2dB (0dB=1V/Pa @ 1KHz)
Signal to Noise Ratio	80 dB
Output Connector	XLR Connector
Power Requirement	48V Phantom Power
Dimensions	Gooseneck Mic: φ20*490mm (0.8x19.9") Mic Base: 141 × 116 × 41mm (5.5x4.5x1.6")
Weight	600g (21.5 oz)

Frequency Response



Polar Pattern



感谢您选择BOYA!

BOYA BY-GM18C是一款心形指向桌面鹅颈电容麦克风。适用于会议、舞台、主持、演讲等多种场景。心形指向性麦克风，满足前方声音收录，会议场景发言效果更清晰。

18英寸双折鹅颈设计，面对不同高度、不同距离的会议桌面都能调整自如，适应多种高度的桌面。产品有四种工作模式可供选择。可通过麦克风底座背面的切换键自由切换：底座上的LED环形指示灯随时提示产品工作状态。BY-GM18C由48V幻象电源供电。

包装清单

- ~ 18英寸双折鹅颈麦克风
- ~ 麦克风底座
- ~ 用户手册
- ~ 保修卡

安全指南

- 在操作产品前，请仔细阅读这些说明，并妥善保管说明书，以备将来使用。
- 警告：不正确的安装可能会损坏设备。
- 请将本机放置在不受天气影响且远离水和湿气的地方。
- 避免任何液体进入设备内部。
- 请勿将本机靠近热源（散热器，聚光灯等）

产品结构

1. 心形指向麦克风喇叭头
2. 18英寸双折鹅颈麦克风主体
3. 卡锁公头
4. 卡锁母头
5. PUSH按钮
6. 发言/静音键
7. LED指示灯

模式	指示灯状态
麦克风静音状态	红灯常亮
麦克风开启	绿灯常亮

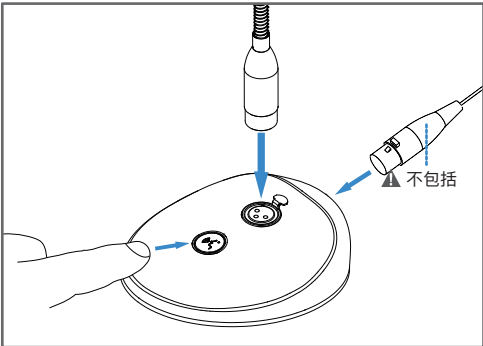
8. 模式切换键

- 1) ON/OFF模式
- 2) MUTE模式
- 3) TALK模式
- 4) ON模式

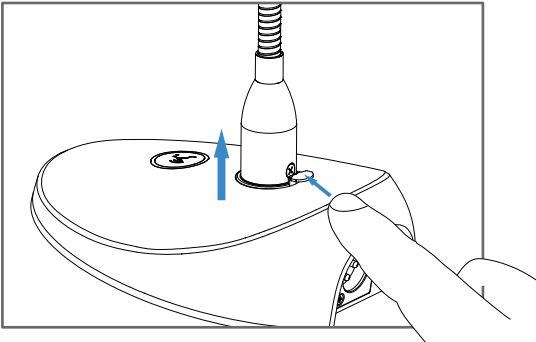
9. 防风海绵

使用方法


1. 如图所示将鹅颈麦插入麦克风底座XLR接口。
2. 将麦克风底座连接到外部设备（混音器，放大器 etc）



注意：取出时需按压PUSH金属按钮。



3. 设置模式切换键



- 1) ON/OFF模式
默认时，麦克风处于静音状态，指示灯呈红色；
短按“⊗”按键，开启麦克风，指示灯呈绿色。
- 2) MUTE模式
默认时，麦克风处于开启状态，指示灯呈绿色；
按住“⊗”按键，麦克风处于静音状态，指示灯呈红色；
松开按键时，麦克风回到开启状态，指示灯呈绿色。
- 3) TALK模式
默认时，麦克风处于静音状态，指示灯呈红色；
按住“⊗”按键，开启麦克风，指示灯呈绿色；
松开按键时，麦克风回到静音状态，指示灯呈红色。
- 4) ON模式
麦克风处于开启状态，指示灯呈绿色常亮；“⊗”按键失效。

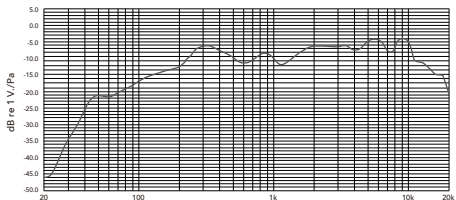
特点

- ~ 高品质18英寸心形指向电容鹅颈麦克风
- ~ 适用于演讲，视频会议，会议等
- ~ 收录清晰干净声音
- ~ 四种工作模式自由切换
- ~ 两段式鹅颈设计，可灵活调整麦克风角度
- ~ 内置的LED指示灯随时提示工作状态
- ~ 由48V幻象电源供电
- ~ 配备防风海绵

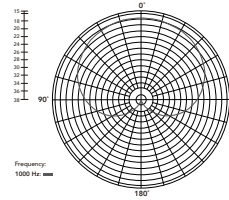
参数

声学原理	电容麦
指向性	心形
频响范围	50 ~ 16,000 Hz
灵敏度	-35±2dB (0dB=1V/Pa @ 1KHz)
信噪比	80 dB
输出接口	XLR 接口
供电方式	48V幻象电源
尺寸	鹅颈麦: φ20*490mm 底座: 141 × 116 × 41mm
重量	600g

频率响应



极性模式



www.boya-mic.com

SHENZHEN JIAYZ PHOTO INDUSTRIAL., LTD.
The BOYA logo is a trademark which is registered and owned by Shenzhen Jiayz Photo Industrial., Ltd.
深圳市长丰影像器材有限公司
地址: 广东省深圳市龙华区观澜街道大富社区益动力智能终端产业园A16栋
TEL: 400 6131096
Email: sales@boya-mic.com
www.boya-mic.com / www.jiayz.com

技术要求:

- 1、表面无色差
- 2、无正负公差
- 3、包装标注尺寸为内尺寸

长丰影像
2021-5-18
吴蒙蒙

JIAYZ长丰 深圳市长丰影像器材有限公司					
子件名称	BY-GM18C说明书		版本		V00
子件编号	1F0300300416	材质	80g书写纸 骑马钉 12p		
尺寸	120x200	比例	1:1	单位	mm
设计/日期	吴蒙蒙 2021-5-18	审核	暂无	核准/日期	赵宏亮