



	1		2
品牌	BOYA	长丰型号	BY-MM1

7		8	
修改名称	版本	变更内容	变更担当
BY-MM1 图支架 说明书	V01	13页内容更新	2020-6-6 吴蒙蒙



BY-MM1
Universal Cardioid Microphone
心型电容式麦克风



Instruction Manual

Thank you for purchasing BOYA BY-MM1!

The BOYA BY-MM1 is a cardioid microphone, which specially design to improve the sound quality of videos on the basis of build-in microphones.

With both TRS cable and TRRS output cable included,it can be used on Smartphones, cameras, camcorders, audio recorders, PCs, and other audio/video recording devices.

BY-MM1 comes out in compact size and light weight aluminium constructure , it will not be a heavy burden while shooting. Plug and play design,no need to worry the battery status. Included inside with a anti-shock mount,which can effectively reduce unwanted vibration, cable and handling noise. Also included a furry windproof shield,which specially used for minimizing the wind and environmental noise for outdoor recording , make sure the sound crystal clear.

Included detachable Rycote® Lyre® shock mount provides a reliable and solid construction, effectively eliminating noise from vibrations and camera handling.

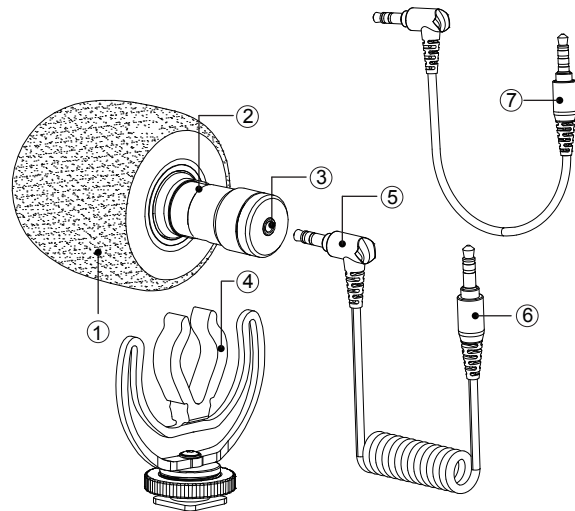
Features

- Compact on-camera microphone
- Compatible with smartphones, DSLR cameras, Consumer Camcorders, PCs etc.
- Rugged metal construction
- No battery required
- Professional furry windshield included
- Rycote® Lyre® shock mount and furry windshield included

Specifications

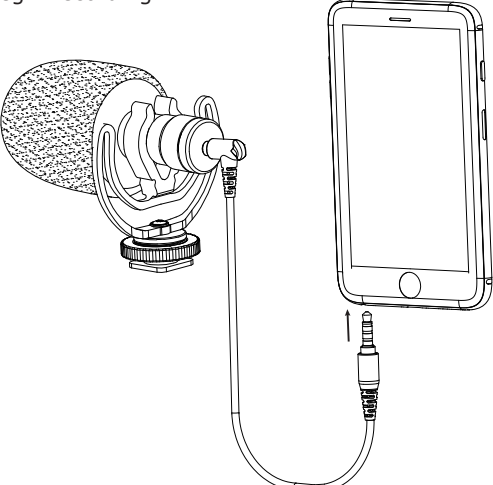
Transducer:	Electret Condenser
Polar pattern:	Cardioid
Frequency Response:	35-18KHz +/-3dB
Sensitivity:	-42dB +/- 1dB / 0dB=1V/Pa, 1kHz
Signal to Noise Ratio:	76dB SPL
Plug:	3.5mm TRS and TRRS connector
Dimensions:	Φ22*81mm
Net Weight	86g

What's Included



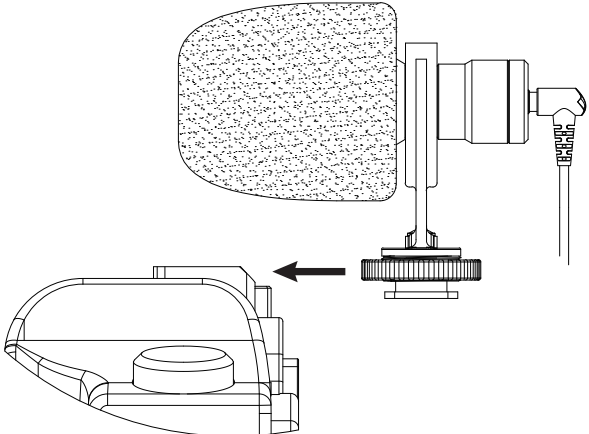
Using the microphone with a Smartphone, tablet or Mac.

1. Plug the 3.5 mm TRRS connector into the audio jack of your smartphone, tablet or Mac.
2. Open the audio-only or video recording app and begin recording.

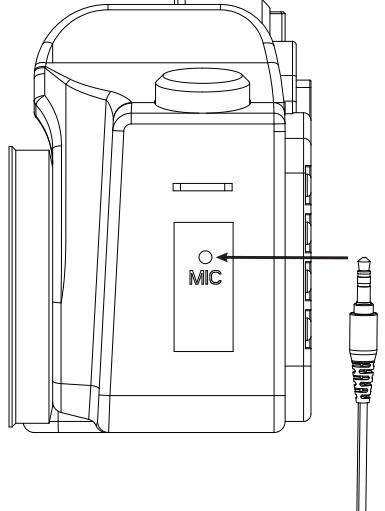


Using the microphone with cameras, camcorders, audio recorders and other audio/video recording devices.

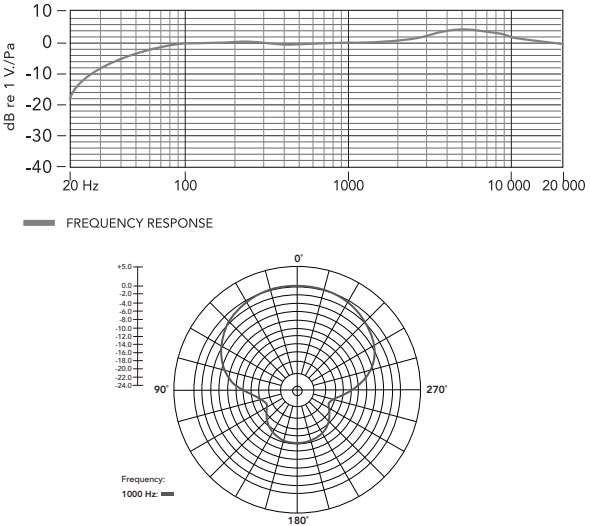
1. Lcok the microphone on the camera hot shoe



2. Plug the 3.5 mm TRS connector into the audio input jack of your device (audio recorder, amplifier, PC, laptop).



Specifications



Troubleshooting

If you have any problem using the BY-MM1 components, use the following checklist.

If any problem persist, please consult our local dealer, or contact us directly at sales@boya-mic.com.

Problem	Solution
The microphone can't work	Make sure that using the correct audio connector. 1) For smartphone, tablet or Mac, using 3.5mm flexible cable. 2) For others devices, using 3.5mm straight cable.
Too much ambience noise is being picked up	Make sure that the microphone is as close as possible to the subject. A certain amount of ambient noise is unavoidable in loud environments.

感谢您选择BOYA!

博雅BY-MM1是心形指向麦克风,为提高视频的声音质量专门设计。同时配有TRS音频插头输出线和TRRS音频插头输出线,使它可以同时用于智能手机、相机、摄像机、音频录音机、电脑和其他音频/视频记录设备。

BY-MM1紧凑迷你和轻巧的铝合金材质,使他精致小巧、便于携带。即插即用设计,不需要电池不必担心电力情况。内置防震架,可有效避免震动产生的噪音。还包括一个大体积的防风毛,用于减少风噪,确保声音清晰。

包装内含Rycote® Lyre® 防震支架,其稳固的结构能有效消除振动和操作相机时产生的噪音。

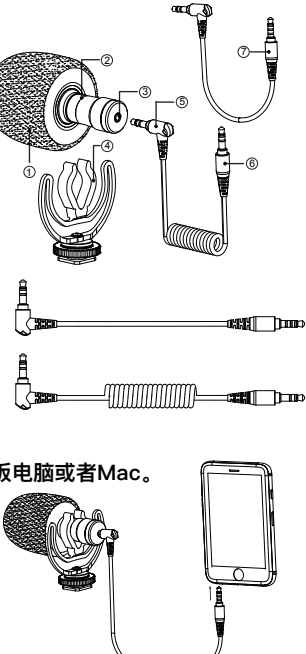
产品结构

1. 防风毛
2. 麦克风
3. 3.5毫米接口
4. Rycote® Lyre® 防震架
5. 3.5毫米音频输出线
6. 3.5毫米 TRS 音频插头
7. 3.5毫米 TRRS 音频插头

区别在哪?

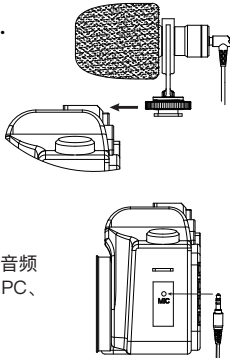
- ① 3.5 毫米 TRRS 音频插头
- 可用于手机、平板电脑、笔记本电脑等
- ② 3.5 毫米 TRS 音频插头
- 用于相机、摄像机、音频录音机和其他音频/视频记录设备。

用于麦克风连接智能手机,平板电脑或者Mac。



用于麦克风连接相机、摄像机、录音机或其他音频/视频录制设备。

- 1.把麦克风装在热靴座上并锁紧



2. 3.5毫米TRS连接器插入你的设备的音频输入插孔(录音机、相机、摄像机、PC、笔记本电脑)。

故障排除

使用BY-MM1组件,如果你有任何问题可以使用下面的决绝方案
如果问题持续存在,请咨询当地的经销商或直接与我们联系

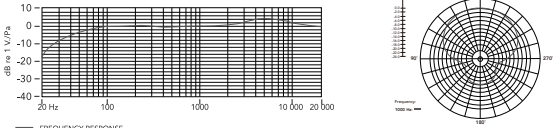
问题	解决方案
麦克风不工作	确保麦克风连接正确的。 1) 智能手机、平板电脑或Mac.使用3.5毫米TRRS 4节的音频插头 2) 相机、摄像机、音频录音机和其他 3) 音频/视频记录设备使用3.5毫米TRS 3节插头
存在噪音	麦克风尽可能接近录音主体。 少量的环境噪声在嘈杂环境中是不可避免的

特性

- 紧凑的外接麦克风
- 可用于智能手机、单反相机、摄像机、电脑等。
- 使用坚固的金属材质
- 不需要电池
- 专业的大体积防风毛
- 配备Rycote® Lyre® 防震支架和防风毛

参数

传感器:	驻极体电容麦克风
指向性:	心型指向
频率响应:	35-18KHz+/3db
灵敏度:	-42分贝+/-1db/db 0=1v/pa,1khz
信噪比:	76分贝
接口:	3.5毫米 TRS 和 TRRS 接口
规格:	Φ22*81mm
重量:	86g



www.boya-mic.com

SHENZHEN JIAYZ PHOTO INDUSTRIAL., LTD.
The BOYA logo is a trademark which is registered and owned by Shenzhen Jiayz Photo Industrial., Ltd.
COPY RIGHT 2010-2020
深圳市长丰影像器材有限公司
地址:深圳市观澜街道章阁大富路智能终端产业园A16栋
TEL: 400 6131096
Email: sales@boya-mic.com
www.boya-mic.com / www.jiayz.com

技术要求:

- 1、表面无色差
- 2、无正负公差
- 3、包装标注尺寸为内尺寸



JIAYZ 长丰 深圳市长丰影像器材有限公司					
子件名称	BY-MM1 新支架 说明书	版本	V01		
子件编号	1F0300300299	材质	105g双铜纸 骑马钉 16p		
尺寸	90x100	比例	1:1	单位	mm
设计/日期	吴蒙蒙 2020-6-6	审核	暂无	核准/日期	赵宏亮