



	1		2
品牌	BOYA	长丰型号	BY-BM6060L


7		8	
修改名称	版本	变更内容	变更日期 变更担当
BY-BM6060L说明书	V01	参数 地址更新	2020-12-29 吴蒙蒙
BY-BM6060L说明书	V02	封面增加二维码	2021-7-31 吴蒙蒙
BY-BM6060L说明书	V03	第3页, 6页内容修改	2021-8-13 吴蒙蒙





### BY-BM6060L

Professional shotgun microphone  
超心型电容式麦克风



Instruction Manual

#### Instruction

Thanks for purchasing BOYA!

The BY-BM6060L is an improved super-cardioid Shotgun Microphone, features an extended length that offers extreme directionality and narrows the pick-up area, it's perfect for interviews, indie films, and also be used in ENG (News Gathering), sound design applications, etc.

Its wide frequency range of 40Hz-20 KHz and selectable high-pass filter at 150Hz delivers nature and clear sound, and increases the ability to endure loud sound sources before distortion.

Its 3-pin XLR output is in compliance with 24-48V phantom power supply or powered by one AA battery.

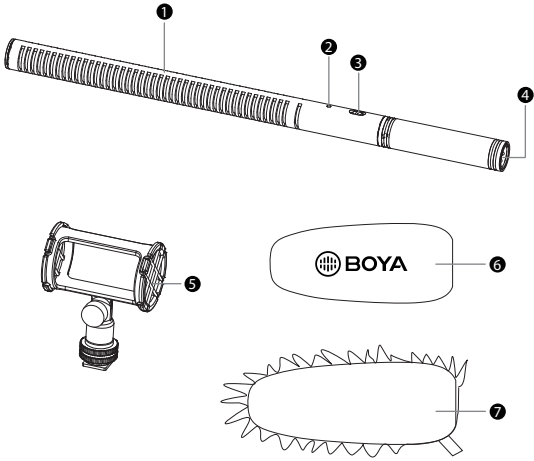
In addition, the BY-BM6060L includes a fur windshield and foam windscreen for an intelligible sound effect and secure protection.

#### Package Contents:

- BY-BM6060L Microphone
- Shock mount
- Foam windscreen
- Fur windshield
- Zipper bag
- User Manual
- Warranty card

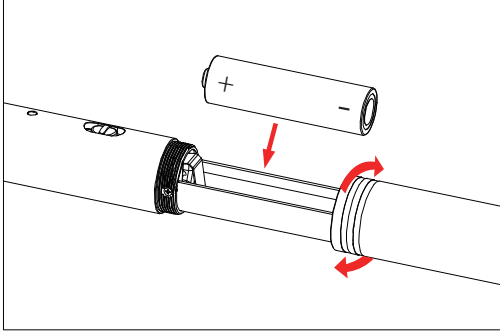
#### Product Structure:

1. Microphone boom
2. Power indicator
3. High-pass filter switch
  - ┐ Low cut    ┌ ON    ○ OFF
4. 3-pin XLR output
5. Shock mount
6. Foam windscreen
7. Fur windshield



#### Installing the battery

1. Unscrew the microphone by rotating the base clockwise and pull out the cover properly to reveal the battery compartment .
2. Insert one AA battery into the compartment aligning as the right polarity.
3. Close the compartment and rotate it anticlockwise to tighten it.

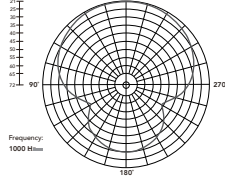
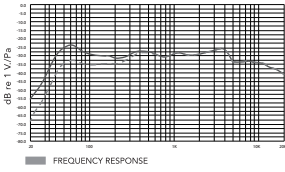


#### Features:

- Ideal for indie films, TV programs, nature shows and more
- Capture accurate sound in narrow pick-up range
- Maximum reduce the noise from the rear and sides
- Robust alloy-aluminum construction
- Switchable high pass filter control (150Hz)
- Powered by 24-48V phantom power or 1\*1.5V AA battery
- Includes fur windshield, foam windscreen, zipper bag, shock mount adapter

#### Specification:

Type:	Condenser
Polar Pattern:	Super-Cardioid
Frequency Response:	40Hz-20,000Hz
Sensitivity:	-32±3dB(0dB=1V/Pa@1KHz)
Signal-to-Noise Ratio:	80dB
Output Impedance:	200Ω
Power Requirements:	24-48V phantom power or 1*1.5V AA battery
Output:	3-pin XLR
High Pass Filter:	150Hz
Size:	φ22*381mm
Weight:	171g (6 oz)



感谢您选择BOYA！

BY-BM6060L是一款超心型电容式麦克风，适用于各种专业录制场景。

BY-BM6060L有两种供电方案可供选择，3芯XLR音频输出接口，支持24-48V幻象电源供电。当设备不能提供幻象电源时，同时也支持一节AA五号电池供电。

此外，BY-BM6060L的低切过滤功能，能够切除150Hz以下的噪音，例如空调声和车鸣声，录制清晰自然的声音。

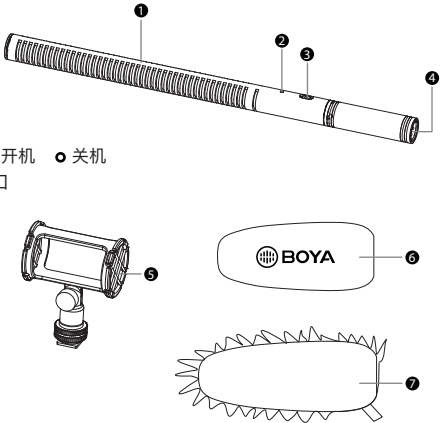
产品配置防风棉及防风毛套，隔绝外界噪音，还原清晰自然的声音。

#### 包装内容

- BY-BM6060L麦克风
- 防震架
- 防风棉
- 防风毛
- 拉链包
- 用户手册
- 保修卡

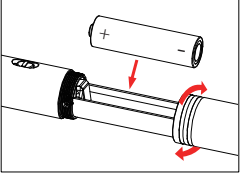
#### 产品结构

1. 麦克风主体
2. 电源指示灯
3. 高通过滤器
  - ┐ 低切    ┌ 开机    ○ 关机
4. 三芯XLR接口
5. 防震架
6. 防风棉
7. 防风毛



#### 安装电池步骤

1. 顺时针旋开底座，往外拉出，打开电池仓。
2. 放入一节五号电池到电池仓，按照正负极位置放入。
3. 关闭电池仓，逆时针旋转紧。

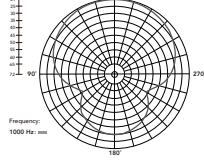
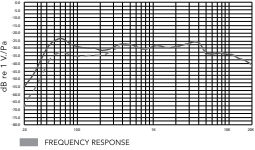


#### 特点

- 适用于微电影, 节目拍摄, 纪录片等
- 收窄拾音范围, 精准捕捉声音
- 最大限度减少后方和侧面噪音
- 坚固铝合金结构
- 低切过滤器开关(150Hz)
- 由24-48V幻象电源或1\*五号AA电池供电
- 配置防风毛, 防风棉, 拉链包, 防震架

#### 参数

麦克风类型:	电容式
拾音模式:	超心型
频率响应:	40Hz-20,000Hz
灵敏度:	-32±3dB(0dB=1V/Pa@1KHz)
信噪比:	80dB
输出阻抗:	200Ω
能力要求:	24-48V幻象电源或一节五号AA供电
输出接口:	三芯XLR
低切过滤器:	150Hz
尺寸:	φ22*381mm
重量:	171g



#### SHENZHEN JIAYZ PHOTO INDUSTRIAL., LTD.

The BOYA logo is a trademark which is registered and owned by Shenzhen Jiayz Photo Industrial., Ltd.

深圳市长丰影像器材有限公司

地址:广东省深圳市龙华区观澜街道大富社区硅谷动力智能终端产业园A16栋

TEL: 400 6131096

Email: sales@boya-mic.com

www.boya-mic.com / www.jiayz.com

技术要求：

- 1、表面无色差
- 2、无正负公差
- 3、包装标注尺寸为内尺寸



JIAYZ长丰 深圳市长丰影像器材有限公司					
子件名称	BY-BM6060L说明书		版本	V03	
子件编号	1F0300300290	材质	105g双铜纸 双面印刷 4折页		
尺寸	85x150	比例	1:1	单位	mm
设计/日期	吴蒙蒙 2021-8-13	审核	暂无	核准/日期	赵宏亮